

CLASSIC STEEL

18-0 X 15-0 X 33-0 MONACO-K RIGHT



PART#: ISK-OL-1833-24-STD

SURFACE AREA: (ft²): 499

PERIMETER: 90'-5"

DATE: 01/01/07

LINER AREA (ft²): 594

VOLUME (US Gal): 16,381

SCALE: 1/8" = 1'-0"

SFTY COVER AREA (ft²): 700

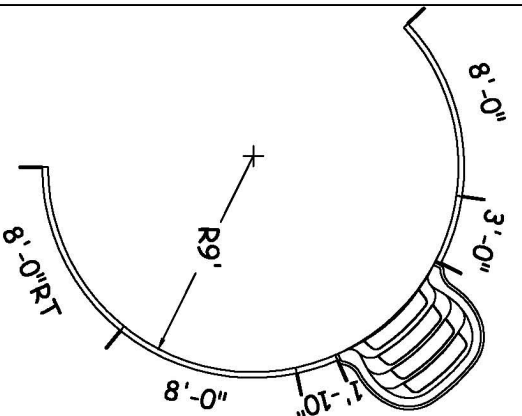
VOLUME (Litres): 62,009



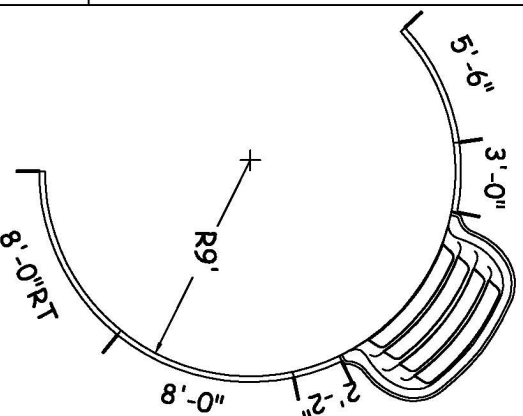
DIVING/SLIDING EQUIPMENT SHALL BE DESIGNED FOR SWIMMING POOLS AND SHALL BE INSTALLED IN ACCORDANCE WITH THE DIVING/SLIDING EQUIPMENT MANUFACTURER'S SPECIFICATIONS. PLEASE CONTACT THE DIVING/SLIDING EQUIPMENT MANUFACTURER FOR THEIR SPECIFICATIONS.

MEETS DEPTH AND SHAPE MINIMUM STANDARD ANS/INSP15-2003

6' STEP



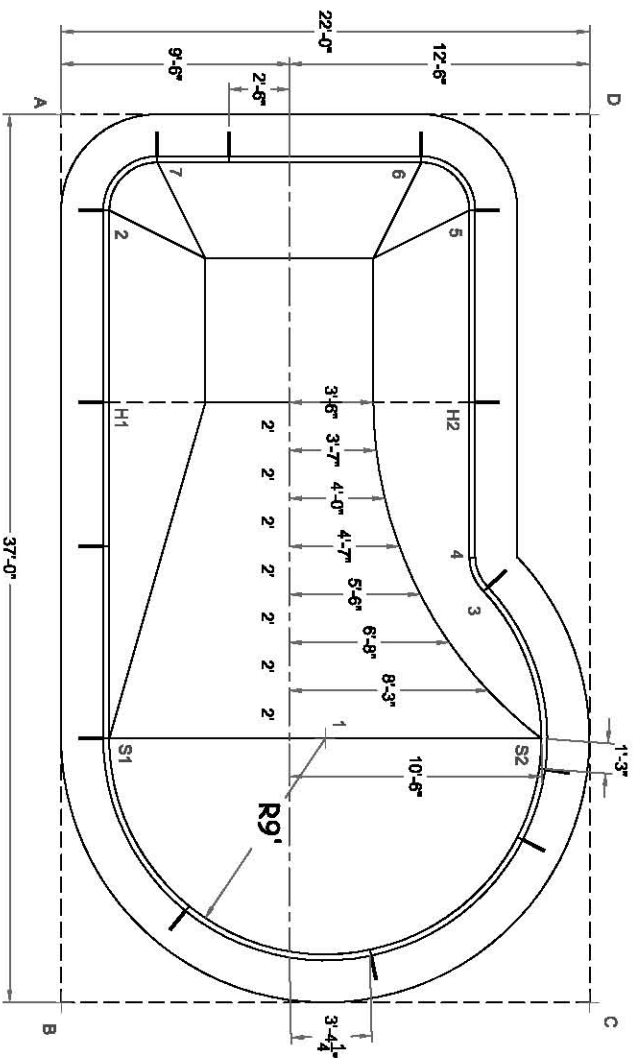
8' STEP



DWG#: CLOL24S1833R07

SHEET: 1 OF 2

MONACO-K



	A	B	C	D
1	28'-2 3/4"	15'-6 3/4"	15'-6 3/4"	28'-2 3/4"
2	4'-5 3/4"	33'-0 3/4"	36'-7"	20'-4 3/4"
3	26'-6 1/2"	24'-6 3/4"	17'-8 1/4"	20'-4 1/4"
4	25'-1 1/4"	25'-1 3/4"	19'-2 1/4"	19'-1 1/2"
5	17'-5 1/2"	37'-1 1/2"	33'-4 1/2"	6'-4 3/4"
6	15'-1 1/2"	38'-0 3/4"	35'-8 1/4"	7'-3 1/4"
7	4'-5 3/4"	35'-2 3/4"	39'-4 1/4"	18'-1 1/4"
S1	26'-1"	11'-2"	22'-9 3/4"	32'-9 3/4"
S2	32'-9 3/4"	22'-9 3/4"	11'-2"	26'-1"
H1	12'-2"	25'-0 3/4"	32'-0"	23'-4"
H2	20'-9 3/4"	30'-2 3/4"	25'-5 3/4"	13'-0"
A	-	37'-0"	43'-0 1/2"	22'-0"

DIAGONALS	
1 TO 2	23'-9 1/4"
1 TO 3	9'-0"
1 TO 4	9'-7 1/2"
1 TO 5	22'-9 1/2"
1 TO 6	24'-4"
1 TO 7	25'-0"
1 TO S1	9'-0"
1 TO S2	9'-0"
1 TO H1	16'-7 3/4"
1 TO H2	15'-2 3/4"
2 TO 3	22'-3"
2 TO 4	20'-10"
2 TO 5	15'-0"
2 TO 6	13'-1 3/4"
2 TO 7	2'-10"
2 TO S1	22'-0"
2 TO S2	28'-5"
2 TO H1	8'-0"
2 TO H2	17'-0"
3 TO 4	1'-6 1/4"
3 TO 5	15'-10 1/2"
3 TO 6	18'-0 3/4"
3 TO 7	22'-5 1/2"
3 TO S1	16'-9"
3 TO S2	6'-7"
3 TO H1	17'-5 3/4"
3 TO H2	7'-10 3/4"
4 TO 5	14'-5 1/2"
4 TO 6	16'-7"
4 TO 7	20'-11 3/4"
4 TO S1	16'-9 1/2"
4 TO S2	8'-1 1/4"
4 TO H1	16'-4"
4 TO H2	6'-5 1/2"
6 TO 7	11'-0"
6 TO S1	27'-3 1/2"
6 TO S2	24'-6 1/4"
6 TO H1	16'-4 3/4"
6 TO H2	10'-2 1/2"
7 TO S1	24'-1"
7 TO S2	28'-10 1/4"
7 TO H1	10'-2 1/2"
7 TO H2	16'-4 3/4"
S1 TO S2	18'-0"
S1 TO H1	14'-0"
S1 TO H2	20'-6 1/4"
S2 TO H1	22'-9 3/4"
S2 TO H2	14'-3 3/4"
H1 TO H2	15'-0"

BILL OF MATERIALS DESCRIPTION	STEP		
	NO	6"	8"
8'-0" STRAIGHT - HS10850M	1	1	1
8'-0" STRAIGHT - PLAN	3	3	3
6'-6" STRAIGHT - PLAN	1	1	1
6'-0" STRAIGHT - PLAN	1	1	1
3'-0" STRAIGHT - PLAN	1	1	1
8'-0" X 9'-0" RADIUS - PLAN	3	2	1
8'-0" X 9'-0" RADIUS - HR	1	1	1
5'-6" X 9'-0" RADIUS - PLAN	-	-	1
3'-0" X 9'-0" RADIUS - PLAN	1	1	1
2'-2" X 9'-0" RADIUS - PLAN	-	-	1
1'-10" X 8'-0" RADIUS - PLAN	-	1	-
3'-2" X 2'-0" RADIUS 90° CORNER	2	2	2
1'-7" X 2'-0" REV RAD 45° CORNER	1	1	1
A-FRAME	14	15	15
HARDWARE STRAIGHT 150 PACK	1	1	1
REBAR, STAKE 18 IN. (25 PACK)	2	2	2
OPTIONAL DECK SUPPORT	32	31	30

18-0 X 15-0 X 33-0 MONACO-K RIGHT

DWG #: CLOL24S1833R07

DATE: 01/01/07

SHEET: 2 OF 2